

# Morningstar TriStar Setup Template

## Charge Control

### System Control Mode



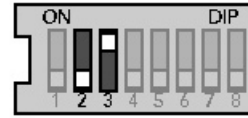
Solar Charging

Check

### Battery Voltage



Autoselect



12V



24V

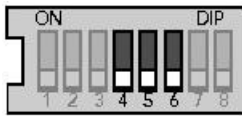


48V

### Battery Type

All types have  
13.4V float setting

Check

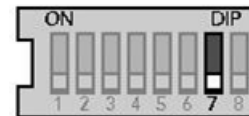


Gel Battery  
14.0V Charge  
No Equalization



Check

### Equalization Mode



Manual



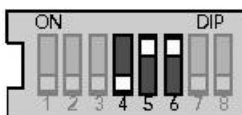
Sealed Battery  
14.15V Charge  
14.2V Eq. for 1 hour



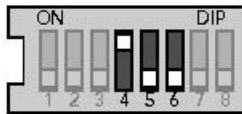
Sealed Battery  
14.35V Charge  
14.4V Eq. For 2 hours



Auto



Flooded  
14.4V Charge  
15.1V Eq. For 3 hours



Flooded Battery  
14.6V Charge  
15.3V Eq. For 3 hours



Flooded Battery  
14.8V Charge  
15.3V Eq. For 3 hours



L-16 Flooded Battery  
15.0V Charge  
15.3V Eq. For 3 hours



Custom Battery Setting  
(Program with RS-232)

Check

### Noise Reduction Mode



PWM Charging



Noise  
Reduction  
Mode